



Power Monitoring Device Panel instrument for std electrical values Protocol:
Modbus RTU Multi line LED Display Vaux: 95V to 240V AC x/1 or 5 A, Class 1

Measurements	
measuring procedure	
• for voltage measurement	True RMS
• for current measurement	True RMS
type of measured value detection	complete
voltage curve	Sinusoidal or distorted
measurable line frequency	
• initial value	45 Hz
• full-scale value	65 Hz
operating mode for measured value detection automatic line frequency detection	Yes
Supply voltage	
design of the power supply	SMPS power supply
type of voltage of the supply voltage	AC
Degree of protection protection class	
protection class IP on the front	IP54
protection class IP of the terminal	IP20
Suitability	
suitability for operation	Installation in stationary panels in closed rooms
Product Functions	
product function	
• voltage measurement	Yes
• current measurement	Yes
• active power measurement	Yes
• reactive power measurement	Yes
• power factor measurement	Yes
• frequency measurement	Yes
• apparent energy/active energy/reactive energy	Yes
Display and operation	
design of the display	LED
height of the display	50 mm
width of the display	62 mm
color of the background of the display	Black
national language on the display screen is supported	EN
number of keys	4
Communication	
transfer rate minimum	0.3 kbit/s
transfer rate maximum	19.2 kbit/s
Fault limits	
reference condition for metering accuracy	according to IEC61557-12, IEC62053-21, IEC62053-23

formula for relative total measurement inaccuracy	
<ul style="list-style-type: none"> • for measured variable voltage • for measured variable current • for measured variable apparent power • for measured variable active power • for measured variable reactive power • for measured variable output factor • for measured variable active energy • for measured variable reactive energy • for measured variable THD 	Class 0.5 acc. to IEC 61557-12 Class 0.5 acc. to IEC 61557-12 Class 1 as per IEC 61557-12 Class 1 acc. to IEC 61557-12 Class 2 as per IEC 61557-12 Class 1 as per IEC 61557-12 Class 1 according to IEC 61557-12 and IEC62053-21 Class 2 as per IEC 61557-12 and IEC 62053-23 Class 3 as per IEC 61557-12
Inputs Outputs	
number of digital inputs	1
type of electrical connection at the digital inputs	screw-type terminals
operating conditions for digital inputs external voltage supply	Yes
input voltage at digital input at DC maximum	30 V
input current at digital input initial value for signal<1>-recognition	10 mA
Measuring inputs	
measurable supply voltage between (PE)N and L at AC maximum rated value	240 V
measurable supply voltage between (PE)N and L at AC	
<ul style="list-style-type: none"> • minimum • maximum 	11 V 300 V
measurable supply voltage between the line conductors at AC maximum rated value	415 V
measurable supply voltage between the line conductors at AC	
<ul style="list-style-type: none"> • minimum • maximum 	19 V 519 V
voltage measuring range extension with external voltage transformers	Yes
line conductors and neutral conductors internal resistance for voltage measurement	1.12 MΩ
measuring category for voltage measurement	CAT III
measurable current	
<ul style="list-style-type: none"> • 1 at AC rated value • 2 at AC rated value 	1 A 5 A
relative measurable current at AC	
<ul style="list-style-type: none"> • minimum • maximum 	1 % 120 %
current measuring range extension with external current transformers	Yes
apparent power consumption for current measurement with measuring range 5 A per phase	3 VA
measuring category for current measurement	CAT III
Connections	
type of electrical connection	
<ul style="list-style-type: none"> • at the measurement inputs for voltage • at the measurement inputs for current 	screw-type terminals screw-type terminals
Mechanical Design	
fastening method standard rail mounting	No
size of Power Monitoring Device	size 96
height	99 mm
width	99 mm
depth	52 mm
installation depth	49 mm
cutout height	92 mm
cutout width	92 mm
net weight	2 470 g
mounting position	Vertical
Environmental conditions	
ambient temperature during operation	
<ul style="list-style-type: none"> • minimum • maximum 	-10 °C 55 °C

ambient temperature during storage	
• minimum	-20 °C
• maximum	75 °C
relative humidity at 25 °C without condensation during operation maximum	85 %
installation altitude at height above sea level maximum	2 000 m
degree of pollution	2

Approvals Certificates		
General Product Approval	other	Environment

[Confirmation](#)



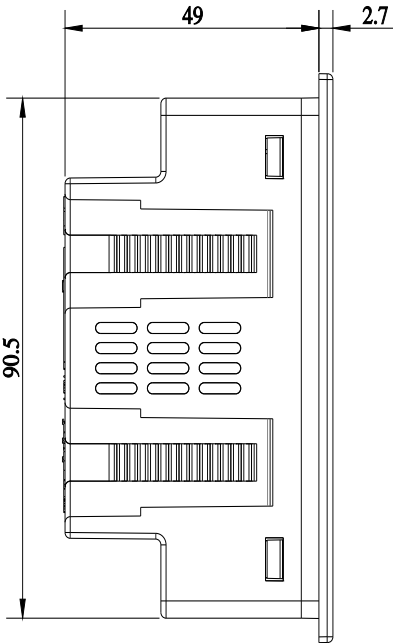
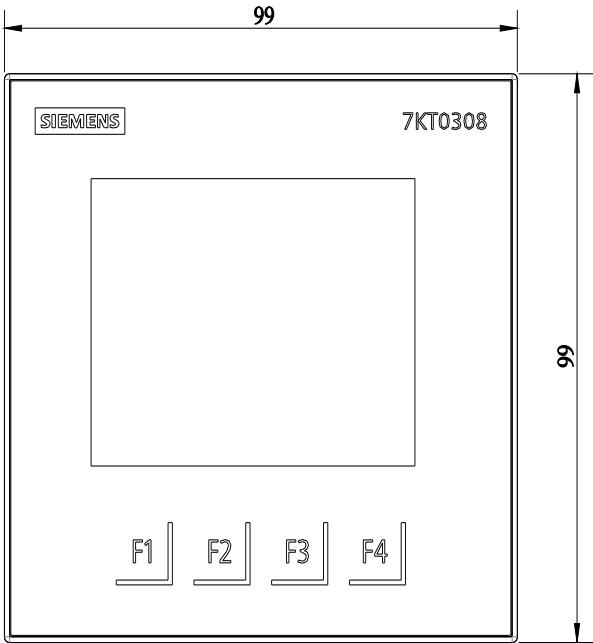
[Confirmation](#)

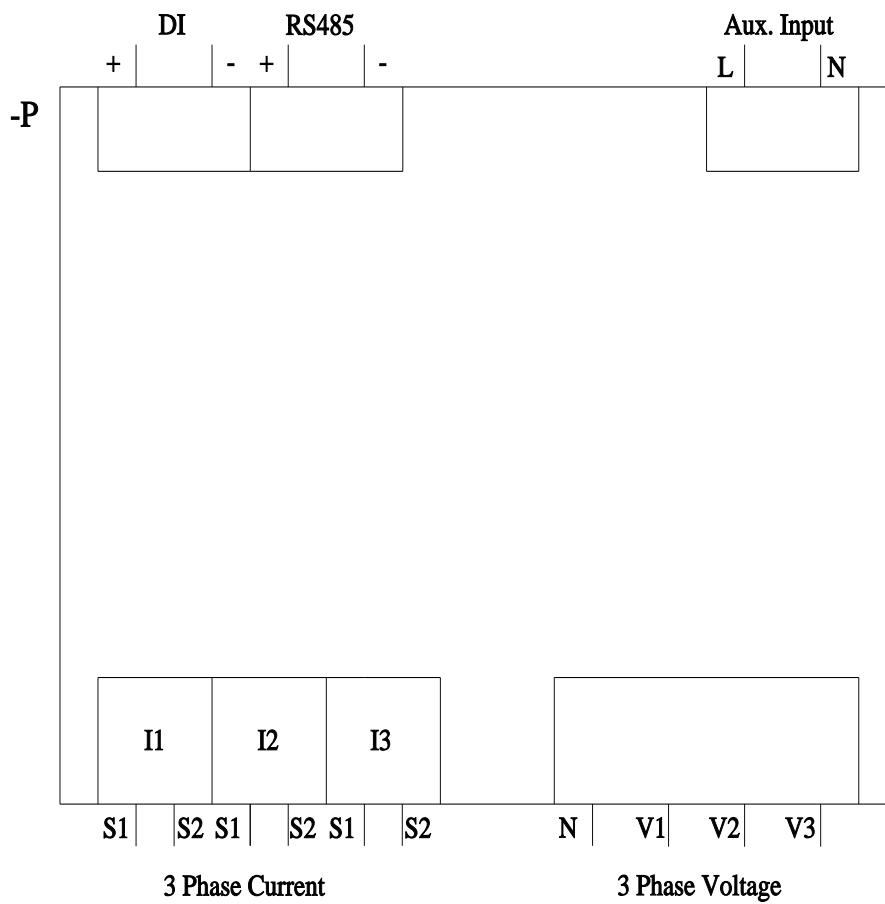
[Miscellaneous](#)

[Environmental Con-
firmations](#)

Further information

Information on the packaging
<https://support.industry.siemens.com/cs/ww/en/view/109813875>
 Information- and Downloadcenter (catalogues, leaflets,...)
<http://www.siemens.com/energy-automation>
 Industry Mall (Online ordering system)
<https://mall.industry.siemens.com/mall/en/en/Catalog/product?mlfb=7KT0308>
 Service&Support (Manuals, Certificates, Characteristics, FAQs,...)
<https://support.industry.siemens.com/cs/ww/en/ps/7KT0308>
 Image database (product images, 2D dimension drawings, 3D models, device circuit diagrams, ...)
http://www.automation.siemens.com/bilddb/cax_en.aspx?mlfb=7KT0308
 CAx-Online-Generator
<http://www.siemens.com/cax>
 Tender specifications
<http://www.siemens.com/specifications>





last modified:

9/22/2023 